



**HELLA India Lighting Ltd.**  
6A, 6th Floor, Platinum Tower  
184, Udyog Vihar Phase-I  
Gurgaon-122016  
Haryana, India

**Tel:** +91-124-4658600  
**Fax:** +91-124-4658699

[www.hella.co.in](http://www.hella.co.in)

**CIN: L74899DL1959PLC003126**

7<sup>th</sup> July 2014

Bombay Stock Exchange Limited,  
Phiroze Jeejeeboy Towers,  
Dalal Street,  
Mumbai – 400001

**Subject: Shareholding Pattern for the quarter ended 30<sup>th</sup> June 2014**

Dear Sir,


Pursuant to clause 35 of the Listing Agreement, Please find attached Shareholding pattern of the Company for the quarter ended on 30<sup>th</sup> June 2014.

Thanking you,

Yours faithfully,

**For Hella India Lighting Limited (Scrip ID: 520026)**

**Sarvesh Kumar Upadhyay**  
**Company Secretary**




Encl: As above

**Plant :** Ambala Chandigarh Highway, Derabassi-140504 (Punjab)


**Works at :** Khewat No. 240/220, Kila No. 17/6, Badsahi Road, Surat Nagar -II, Gurgaon - 122001 (Haryana)

**Regd. Office :** B-13, Badarpur Extension, New Delhi - 110044

Introductory sub-table (I)(a)			
Name of the Company: HELLA INDIA LIGHTING LIMITED			
Scrip Code, Name of the scrip, class of security: BSE-520026-HELLAIND & NSE - - EQ Rs. 10/-			
Quarter ended: JUNE 30, 2014.			
Partly paid-up shares:-	No. of partly paid-up shares	As a % of total no. of partly paid-up shares	As a % of total no. of shares of the company
Held by promoter/promoter group	0	0	0
Held by public	0	0	0
<b>Total - D</b>	<b>0</b>	<b>0</b>	<b>0</b>
Outstanding convertible securities:-	No. of outstanding securities	As a % of total no. of outstanding convertible securities	As a % of total no. of shares of the company, assuming full conversion of the convertible securities
Held by promoter/promoter group	0	0	0
Held by public	0	0	0
<b>Total - E</b>	<b>0</b>	<b>0</b>	<b>0</b>
Warrants:-	No. of warrants	As a % of total no. of warrants	As a % of total no. of shares of the company, assuming full conversion of warrants
Held by promoter/promoter group	0	0	0
Held by public	0	0	0
<b>Total - F</b>	<b>0</b>	<b>0</b>	<b>0</b>
<b>Total paid-up capital of the company, assuming full conversion of warrants and convertible securities</b>			<b>100</b>




Statement Showing Shareholding Pattern								
Category code	Category of Shareholder	Number of Shareholders	Table I(a)		Total shareholding as a percentage of total number of shares		Shares Pledged or otherwise encumbered	
			Total number of shares	Number of shares held in dematerialized form	As a percentage of (A+B) <sup>1</sup>	As a percentage of (A+B+C)	Number of shares	As a percentage
			(iii)	(iv)	(v)	(vi)	(vii)	(ix) = (viii)/(v) * 100
(A)	Shareholding of Promoter and Promoter							
1	Indian							
(a)	Individuals' Hindu Undivided Family				0.00	0.00		0.00
(b)	Central Government/ State Government(s)				0.00	0.00		0.00
(c)	Bodies Corporate	1	978263	978263	30.85	30.85		0.00
(d)	Financial Institutions' Banks				0.00	0.00		0.00
(e)	Any Others (Specify)				0.00	0.00		0.00
(e-i)					0.00	0.00		0.00
(e-ii)					0.00	0.00		0.00
	<b>Sub Total(A)(1)</b>	<b>1</b>	<b>978263</b>	<b>978263</b>	<b>30.85</b>	<b>30.85</b>	<b>0</b>	<b>0.00</b>
2	Foreign							
a	Individuals (Non-Residents Individuals Foreign Individuals)				0.00	0.00		0.00
b	Bodies Corporate	1	1617400	1617400	51.00	51.00		0.00
c	Institutions				0.00	0.00		0.00
d	Qualified Foreign Investor				0.00	0.00		0.00
e-i	Any Others (Specify)				0.00	0.00		0.00
e-ii					0.00	0.00		0.00
	<b>Sub Total(A)(2)</b>	<b>1</b>	<b>1617400</b>	<b>1617400</b>	<b>51.00</b>	<b>51.00</b>	<b>0</b>	<b>0.00</b>
	<b>Total Shareholding of Promoter and</b>	<b>2</b>	<b>2595663</b>	<b>2595663</b>	<b>81.85</b>	<b>81.85</b>	<b>0</b>	<b>0.00</b>
(B)	Public shareholding							
1	Institutions							
(a)	Mutual Funds/ UTI				0.00	0.00		
(b)	Financial Institutions Banks	1	100	100	0.00	0.00		
(c)	Central Government/ State Government(s)				0.00	0.00		
(d)	Venture Capital Funds				0.00	0.00		
(e)	Insurance Companies				0.00	0.00		
(f)	Foreign Institutional Investors				0.00	0.00		
(g)	Foreign Venture Capital Investors				0.00	0.00		
(h)	Qualified Foreign Investor				0.00	0.00		
(i-i)	Any Other (specify)				0.00	0.00		
(i-ii)					0.00	0.00		
	<b>Sub-Total (B)(1)</b>	<b>1</b>	<b>100</b>	<b>100</b>	<b>0.00</b>	<b>0.00</b>		
B 2	Non-institutions							
(a)	Bodies Corporate	46	43661	22581	1.38	1.38		
(b)	Individuals				0.00	0.00		
1	i. Individual shareholders holding nominal share capital up to Rs 1 lakh	2004	425179	199890	13.41	13.41		
11	ii. Individual shareholders holding nominal share capital in excess of Rs. 1 lakh.	4	79940	68820	2.52	2.52		
(c)	Any Other (specify)				0.00	0.00		
(e-i)	Non Resident Indians	10	18583	14423	0.59	0.59		
(e-ii)	Clearing Members	3	203	203	0.01	0.01		
(e-iii)	Hindu Undivided Families	20	8071	7471	0.25	0.25		
(e-iv)	Qualified Foreign Investor				0.00	0.00		
					0.00	0.00		
	<b>Sub-Total (B)(2)</b>	<b>2087</b>	<b>575637</b>	<b>313388</b>	<b>18.15</b>	<b>18.15</b>		
(B)	<b>Total Public Shareholding (B)= (B)(1)+(B)(2)</b>	<b>2088</b>	<b>575737</b>	<b>313488</b>	<b>18.15</b>	<b>18.15</b>		
	<b>TOTAL (A)+(B)</b>	<b>2090</b>	<b>3171400</b>	<b>2909151</b>	<b>100.00</b>	<b>100.00</b>		
(C)	Shares held by Custodians and against which Depository Receipts have been issued							
1	Promoter and Promoter Group			0		0.00		0.00
2	Public			0		0.00		0.00
	<b>Sub-Total (C)</b>	<b>0</b>	<b>0</b>	<b>0</b>		<b>0</b>	<b>0</b>	<b>0</b>
	<b>GRAND TOTAL (A)+(B)+(C)</b>	<b>2090</b>	<b>3171400</b>	<b>2909151</b>		<b>100.00</b>	<b>0</b>	<b>0.00</b>



(1)(b) Statement showing holding of securities (including shares, warrants, convertible securities) of persons belonging to the category "Promoter and Promoter Group"


Sr.	Name of the shareholder	Details of Shares held		Encumbered shares (*)			Details of warrants		Details of convertible securities		Total shares (including underlying shares assuming full conversion of warrants and convertible securities) as a % of diluted share capital
		Number of shares held	As a % of grand total (A)+(B)+(C)	No.	As a percentage	As a % of grand total (A)+(B)+(C) of sub-clause (I)(a)	Number of warrants held	As a % total number of warrants of the same class	Number of convertible securities held	As a % total number of convertible securities of the same class	
No.	(i)	(ii)	(iv)	(v)	(vi)=(v)/(ii)*100	(vii)	(viii)	(ix)	(x)	(xi)	(xii)
1	HELLA INDIA AUTOMOTIVE PRIVATE LIMITED	972263	31.85		0.00	0.00		0			0
2	REINHOLD POERSCH SMBH	1617400	51.00		0.00	0.00		0			0
3											
4											
5											
6											
7											
8											
9											
10											
11											
	<b>TOTAL</b>	2595663	81.85	0	0.00	0.00	0	0	0	0	0

(\*) The term "encumbrance" has the same meaning as assigned to it in regulation 28(3) of the SAST Regulations, 2011.



(I)(c)(i) Statement showing holding of securities (including shares, warrants, convertible securities) of persons belonging to the category "Public" and holding more than 1% of the total number of shares

Sr. No.	Name of the shareholder	Number of shares held	Shares as a percentage of total number of shares {i.e., Grand Total (A)+(B)+(C) indicated in Statement at para (I)(a) above}	Details of warrants		Details of convertible securities		Total shares (including underlying shares assuming full conversion of warrants and convertible securities) as a % of diluted share capital
				Number of warrants held	As a % total number of warrants of the same class	Number of convertible securities held	% w.r.t total number of convertible securities of the same class	
1	NIL		0.00			0		0
2			0.00			0		0
3			0.00			0		0
4			0.00			0		0
5			0.00			0		0
6			0.00			0		0
7			0.00			0		0
8			0.00			0		0
9			0.00			0		0
10			0.00			0		0
<b>TOTAL</b>		<b>0</b>	<b>0.00</b>			<b>0</b>	<b>0</b>	<b>0</b>





(1)(d) Statement showing details of locked-in shares			
Sr. No.	Name of the shareholder	Number of locked-in shares	Locked-in shares as a percentage of total number of shares {i.e., Grand Total (A)+(B)+(C) indicated in Statement at para (1)(a) above}
1	NIL		0.00
2			0.00
3			0.00
4			0.00
5			0.00
6			0.00
7			0.00
8			0.00
9			0.00
<b>TOTAL</b>		<b>0</b>	<b>0.00</b>



(II)(a) Statement showing details of Depository Receipts (DRs)

Sr. No.	Type of outstanding DR (ADRs, GDRs, SDRs, etc.)	Number of outstanding DRs	Number of shares underlying outstanding DRs	Shares underlying outstanding DRs as a percentage of total number of shares {i.e., Grand Total (A)+(B)+(C) indicated in Statement at para (I)(a) above}
1	NIL			0.00
2				0.00
3				0.00
4				0.00
5				0.00
6				0.00
7				0.00
8				0.00
9				0.00
<b>TOTAL</b>		<b>0</b>	<b>0</b>	<b>0.00</b>







**DISTRIBUTION SCHEDULE AS ON JUNE 30, 2014**

Share or Debenture holding of nominal value	Share / Debenture Holders		Share / Debenture Amount	
	Number	% to total	Amount in Rs.	% to total
	(1)	(2)	(3)	(4)
Upto 2,500	1757	84.067	1754770	5.533
2,501 - 5,000	208	9.952	802040	2.529
5,001 - 10,000	59	2.823	467310	1.474
10,001 - 20,000	26	1.244	368360	1.162
20,001 - 30,000	14	0.67	359260	1.133
30,001 - 40,000	9	0.431	328840	1.037
40,001 - 50,000	3	0.144	145310	0.458
50,001 - 1,00,000	5	0.239	354620	1.118
1,00,001 & Above	9	0.431	27133490	85.557
<b>Total</b>	<b>2090</b>	<b>100</b>	<b>31714000</b>	<b>100</b>

